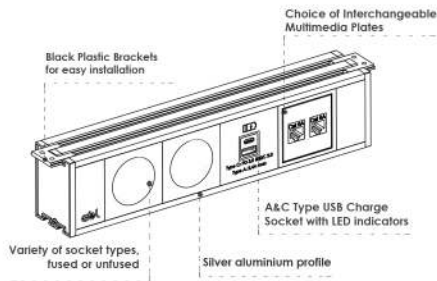


Fusion

COMBO
under desk power module



Thank you for purchasing ABL's Fusion power module. Fusion has been manufactured and tested in accordance with relevant standards (see contact page).



USER

MANUAL

INSTALLATION

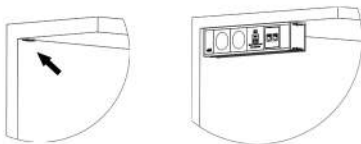
OPTION 1 - Fix the module under the desk

1. Slide the brackets into the profile indents
2. Attach the bracket using the provided screws according to the designated positions on the brackets



OPTION 2 - Fix the module in the corner of the desk

1. Attach the bracket onto the side of the table
2. Slide the module onto the bracket



MAIN FEATURES:

- The module is available in Black or White, with Silver or Black aluminium profile
- Completely configurable, available in variations of sockets USB charge sockets, and media connections
- Rated voltage of Fusion power module unit is 250V AC (**C, E, F, G, J, L**), for **B type sockets** 120V AC
- Nominal intensity of the unit:
 - **13A for G type socket**
 - **15A for B, C, E, F, J, L type sockets**
- G type sockets are individually fused with 3.15A or 5A fuse. Available in up to four sockets with 5A fuse, and in up to six sockets with 3.15A to comply with BS6396
- Black, plastic brackets enable easy under desk installation
- All standard options come with 0.5m drop lead to 3 Pole Connector GST. Cable type: H05VV-F 3x1.5 mm²

Note: The most common socket types:



Contact us for more information.

SAFETY NOTES:

- Items such as Vacuum Cleaners, Kettles, Coffee Makers, and Fan Heaters should not be connected via these power modules
- Installation is to be carried out by a qualified professional



www.abl-ltd.com



SCAN ME



Complies with BS 5733 (UK)
IEC 60884-1 and IEC 60884-2-7 (Europe)



Kitemark certified on 13A Plugs and Socket outlets
(KM686563)



Manufacturing in-house within central
Europe under strict compliance with
ISO 9001:2015

CONTACT US

UK DISTRIBUTION CENTRE

Unit A6 Brooklands
Technology Park
Wellingborough Road
Sywell, Northamptonshire
NN6 0BN
United Kingdom
+44 (0) 1933 400 080

EMEA DISTRIBUTION CENTRE

Ulica Lava Tolstoja 25
32000 Cacak
Serbia
+381 (0) 32 420 100

sales@abl-ltd.com

www.abl-ltd.com

CONTENTS:

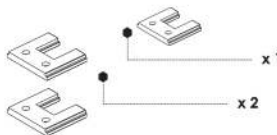


• Fusion power module



x 1

• Brackets



x 1

x 2

Note: Use mains lead cable to connect Fusion
power module with the main power supply

MAINTENANCE:

Do not open, disassemble, change, or modify the
device. Every unauthorized opening or repairing of the
device leads to loss of warranty.
During device usage, you need to follow basic safety
measures. since safety requirements vary, please
check with local laws.

WARRANTY CONDITIONS:

ABL warrants this product as free of defects in material,
design, and workmanship for the period of twenty-four
(24) months from the original date of receipt of the
product, unless applicable national laws stipulate
otherwise.

If during the period of warranty this product proves
defective under normal use and service you should
return the product to the retailer from whom it was
originally purchased. The liability of the ABL is limited to
the cost of repair and/or replacement of the unit
under warranty. The warranty is void if a failure occurs
due to the following reasons:

- Improper device installation
- Improper handling
- Improper transport
- Force majeure



**WARNING: Do not use this product for any other
purpose other than which it was designed for.**

