

Flexi

COMBO
on desk power module

USER

MANUAL

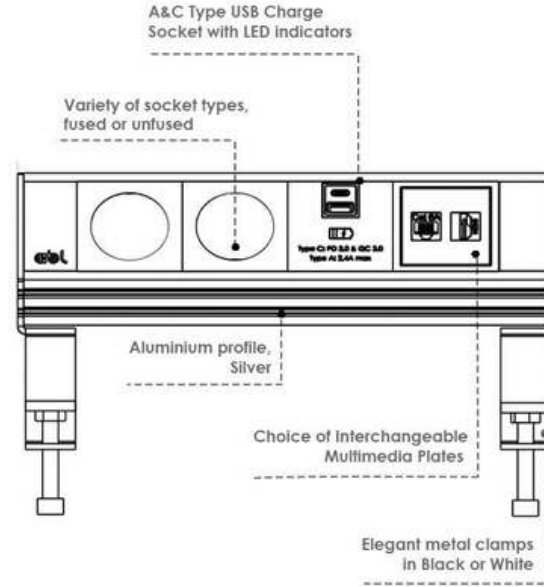


www.abl-ltd.com



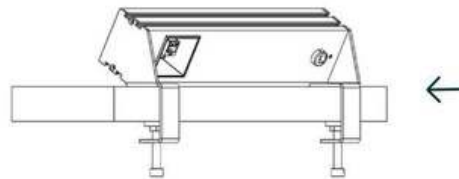
SCAN ME

Thank you for purchasing ABL's Flexi power module. Flexi has been manufactured and tested in accordance with relevant standards (see contact page).

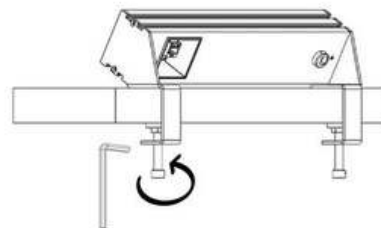


INSTALLATION:

1. Place the module onto the edge of the desk



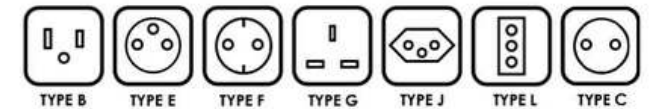
2. Use Allen key to fixate the module onto the desk



MAIN FEATURES:

- The module is available in Black or White, with Silver aluminium profile
- Completely configurable, available in variations of sockets, USB charge sockets, and media connections
- Rated voltage of Flexi power module unit is 250V AC (**C, E, F, G, J, L**), for **B type sockets** 120V AC
- Nominal intensity of the unit:
 - 13A for **G type socket**
 - 16A for **B, C, E, F, J, L type sockets**
- G type sockets are individually fused with 3.15A or 5A fuse. Available in up to four sockets with 5A fuse, and in up to six sockets with 3.15A to comply with BS6396
- The module uses elegant, metal clamps that can be installed under the desk
- Designed to fit desk thickness between 15 and 40mm
- All standard options come with 0.5m drop lead to 3 Pole Connector

Note: The most common socket types:



Contact us for more information.

SAFETY NOTES:

- Items such as Vacuum Cleaners, Kettles, Coffee Makers, and Fan Heaters should not be connected via these power modules
- Installation is to be carried out by a qualified professional



Complies with BS 5733 (UK)
IEC 60884-1 and IEC 60884-2-7 (Europe)



Kitemark certified on 13A Plugs and Socket outlets
(KM686563)



Manufacturing in-house within central
Europe under strict compliance with
ISO 9001:2015

CONTACT US

UK DISTRIBUTION CENTRE

Unit A6 Brooklands
Technology Park
Wellingborough Road
Sywell, Northamptonshire
NN6 0BN, United Kingdom

+44 (0) 1933 400 080

EMEA DISTRIBUTION CENTRE

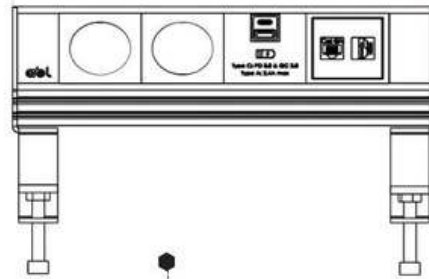
Lava Tolstoja 25
32103 Cacak
Serbia

+381 (0) 32 420 100

sales@abl-ltd.com

www.abl-ltd.com

CONTENTS:



- Flexi power module

x 1

Note: Use mains lead cable to connect Flexi power module with the main power supply.

MAINTENANCE:

Do not open, disassemble, change, or modify the device. Every unauthorized opening or repairing of the device leads to loss of warranty. During device usage, you need to follow basic safety measures. since safety requirements vary, please check with local laws.

WARRANTY CONDITIONS:

ABL warrants this product as free of defects in material, design, and workmanship for the period of twenty-four (24) months from the original date of receipt of the product, unless applicable national laws stipulate otherwise. If during the period of warranty this product proves defective under normal use and service you should return the product to the retailer from whom it was originally purchased. The liability of the ABL is limited to the cost of repair and/or replacement of the unit under warranty. The warranty is void if a failure occurs due to the following reasons:

- Improper device installation
- Improper handling
- Improper transport
- Force majeure



WARNING: Do not use this product for any other purpose other than which it was designed for.

