

TRM

ON DESK POWER MODULE

USER

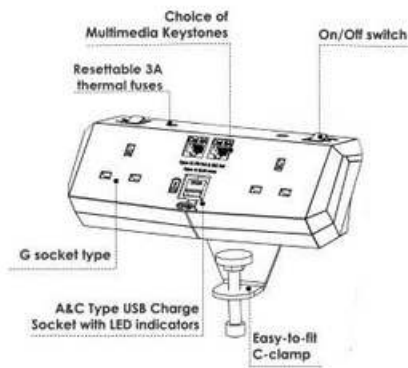
MANUAL



SCAN ME

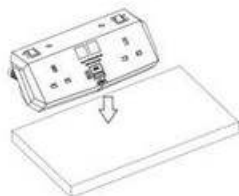


Thank you for purchasing ABL's TRM power module. TRM has been manufactured and tested in accordance with relevant standards (see contact page).

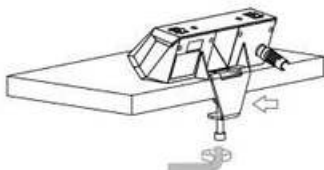


INSTALLATION:

1. Place the module onto the edge of the desk.



2. Place the clamp onto the back of the module and tighten it using the Allen Key.



MAIN FEATURES:

- The module is available in Black or White
- Two G type sockets have resettable 3A thermal fuses and individual ON/OFF switches
- Rated voltage of TRM power module unit is 230V AC
- Nominal intensity of the unit is 6A
- Smart charge features A+C Type, PD 3.0 & QC 3.0
- Two multimedia blanks can include RJ45 Cat6A, USB3.0 or HDMI couplers
- The module uses an easy-to-fit C-clamp
- Designed to fit desks thickness between 15 and 45 mm
- All standard options come with 0.5m drop lead to 3 Pole Connector. Cable type: H05VV-F 3x1.5 mm²

SAFETY NOTES:

- Items such as Vacuum Cleaners, Kettles, Coffee Makers, and Fan Heaters should not be connected via these power modules
- Installation is to be carried out by a qualified professional



Complies with BS 5733 (UK)
IEC 60884-1 and IEC 60884-2-7 (Europe)



Kitemark certified on 13A Plugs and Socket outlets
(KM686563)



Manufacturing in-house within central
Europe under strict compliance with
ISO 9001:2015

CONTACT US

UK DISTRIBUTION CENTRE

Unit A6 Brooklands
Technology Park
Wellingborough Road,
Sywell, Northamptonshire
NN6 0BN, United Kingdom
+44 (0) 1933 400 080

EMEA DISTRIBUTION CENTRE

Lava Tolstaja 25
32103 Cacak
Serbia
+381 (0) 32 420 100

sales@abl-ltd.com

www.abl-ltd.com

CONTENTS:



- TRM
power module

x 1



- Clamp

x 1

Note: Extended C-clamp available. Use mains lead
cable to connect TRM power module with the main
power supply

MAINTENANCE:

Do not open, disassemble, change, or modify the
device. Every unauthorized opening or repairing of
the device leads to loss of warranty. During device
usage, you need to follow basic safety measures.
since safety requirements vary, please check with
local laws.

WARRANTY CONDITIONS:

ABL warrants this product as free of defects in
material, design, and workmanship for the period of
twenty-four (24) months from the original date of
receipt of the product, unless applicable national
laws stipulate otherwise. If during the period of
warranty this product proves defective under
normal use and service you should return the
product to the retailer from whom it was originally
purchased. The liability of the ABL is limited to the
cost of repair and/or replacement of the unit under
warranty. The warranty is void if a failure occurs due
to the following reasons:

- Improper device installation
- Improper handling
- Improper transport
- Force majeure



**WARNING: Do not use this product for any
other purpose other than which it was
designed for.**

